




*Accessories Shown Sold Separately



The VUE™ Professional Shelter is the perfect promotional tool to maximize branding when space is limited. The 5' x 5' (1.5m x 1.5m) footprint makes this shelter practical for use in smaller areas, such as end cap and aisle merchandising. The durable materials and high-quality construction allow extended use of the VUE™ for both indoor and outdoor applications.



COLOR OPTIONS



RECOMMENDED USES

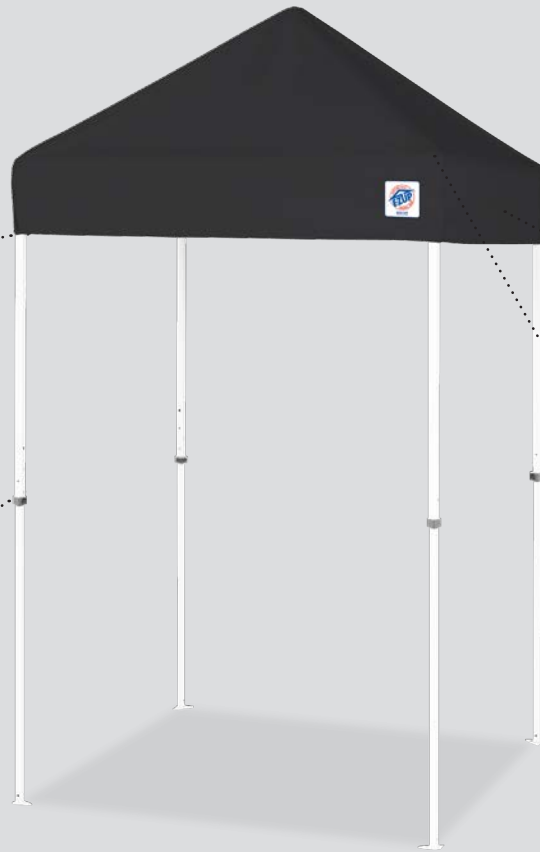
- Sample Giveaways
- Catering Events
- Point-of-Purchase
- Changing Rooms
- Instant Signage
- Product Demonstrations

OPTIONAL ACCESSORIES

- Heavy-Duty Stake Kit
- Railskirts
- Sidewalls
- ProFLAGS™




TECHNOLOGY



Pull Pin Slider
E-Z Quick Lock and Release



E-Z Glide Truss Washers
Allow for Increased Stability



Toggle Leg Adjustment System



High Strength End Cap
For Greater Durability



SPECIFICATIONS

SIZE (AT BASE)

5' x 5' (1.5 m x 1.5 m)

FRAME SHIPPING WEIGHT

25 lbs. (11.3 kg)

FRAME

White Powder - Coated Steel

MAXIMUM PEAK HEIGHT

9' (2.7 m)

TOP FABRIC

Professional Grade Fabric

MAXIMUM VALANCE CLEARANCE HEIGHT

6.25' (1.9 m)

TOP BOX DIMENSIONS

26" L x 12" W x 4" H
(66 cm x 30 cm x 10 cm)

FIRE CERTIFICATION

Meets CPAI-84 and NFPA-701 Fire Resistant Requirements and California State Fire Marshal Flame Retardant Certified

TOP SHIPPING WEIGHT

5 lbs. (2.3 kg)

WARRANTY

7 Years

FOLDED FRAME DIMENSIONS

55" H (1.4 m)

FRAME BOX DIMENSIONS

56.5" L x 7.25" W x 7.25" H
(1.4 m x 18 cm x 18 cm)



International E-Z UP, Inc.
1900 Second Street
Norco, California 92860
(951) 279-0999 • FAX (800) 810-8775

TO ORDER:
(800) 45-SHADE
(800) 457-4233